



indiacharts[®]


The truth about the markets

Lifetime Mentorship Program



About the Program

This program is a rigorous stock market training program, where the traders and investors will learn how to build a strong investment portfolio through Elliott wave analysis from Rohit Srivastava. It is a certification Program that consists of pre-recorded videos and live training sessions with their mentor. By the end of the program the candidates will walk away with comprehensive knowledge about the capital markets that they can use to achieve great results.



Empowering Traders
and Investors



Self-paced
Course



Learn Online + Offline
Format

Program Overview

This program is curated to offer the candidates with a holistic learning experience of the capital market analysis. Traders and investors who want to learn the nuances of stock market analysis through the principles of Elliott waves and increase the accuracy therewith can join this program.

Key Highlights



50+ video lectures



Lifetime access to live sessions



Indiacharts certification Exam



Self-assessment tests



Lifelong mentorship by Rohit



Discussion forums



Case studies


Course Content

The complete course comprises of 4 levels beginning with the basics of technical analysis, advancing towards implementation of Elliott waves in real time then learning how combine the basics of technical analysis with Elliott Waves to improve the outcome of one's trading and investments. The details of the course content are as follows -

Basics of Dow Theory (Level 1) : The Dow theory is a financial theory that says the market is in an upward trend if one of its averages advances above a previous important high and is accompanied or followed by a similar advance in the other average.

The topics that will be covered are :

1. Introduction
2. Things To Know Before You Start The Course
3. Do's And Don'ts
4. Basics Of Trends And Trend Change
5. Volumes
6. Channels And Trendlines
7. Bars/candlesticks/line Charts
8. Candlesticks Theory
9. Price Patterns
10. Gap Analysis
11. Indicators
12. Intermarket Divergence



Elliott Waves Theory (Level 2) : The Elliott Wave Theory is a form of technical analysis that looks for recurrent long-term price patterns related to persistent changes in investor sentiment and psychology.

The topics that will be covered are :

1. Introduction On Elliott Waves And Its Structures
2. Rules Of Elliott Waves
3. Impulse Wave
4. Extensions
5. Truncations
6. Leading And Ending Diagonals
7. Alternation
8. Channels
9. Equality/personality/ratio Analysis
10. Triangles
11. Zig Zags,double And Triple
12. Flat Corrections
13. Complex Corrections
14. Fibonacci Series

Rohit's Trade Set up (Level 3) : After learning the Science of forecasting, this level will empower the candidate to confidently execute trades and learn the techniques of value investments and risk

The topics that will be covered are :

1. Rohit's Indicator
2. Rohit's Trade Set Up
3. Position Sizing
4. Risk Management
5. How To Trade On Waves
6. Long Term Investments Using Elliott Wave
7. Kondratieff Cycle
8. Scanning And Filtering Stocks

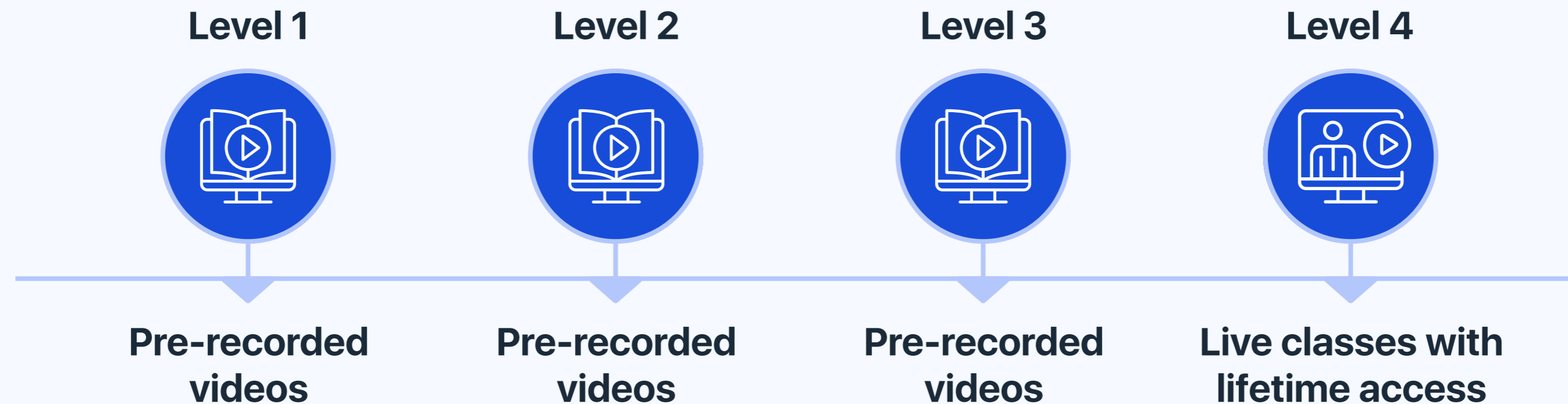
Live Classes with Rohit (Level 4) : With ups and downs in his journey of 30 years, with all this experience in the capital markets Rohit will share all his learnings during his live classes and conduct fruitful discussions on trending topics

The topics that will be covered are :

1. Discussion On Current Markets
3. Explanation Of All Concepts

2. Doubt Clearing Sessions
4. Guidance On Trade/risk And Position Sizing Model

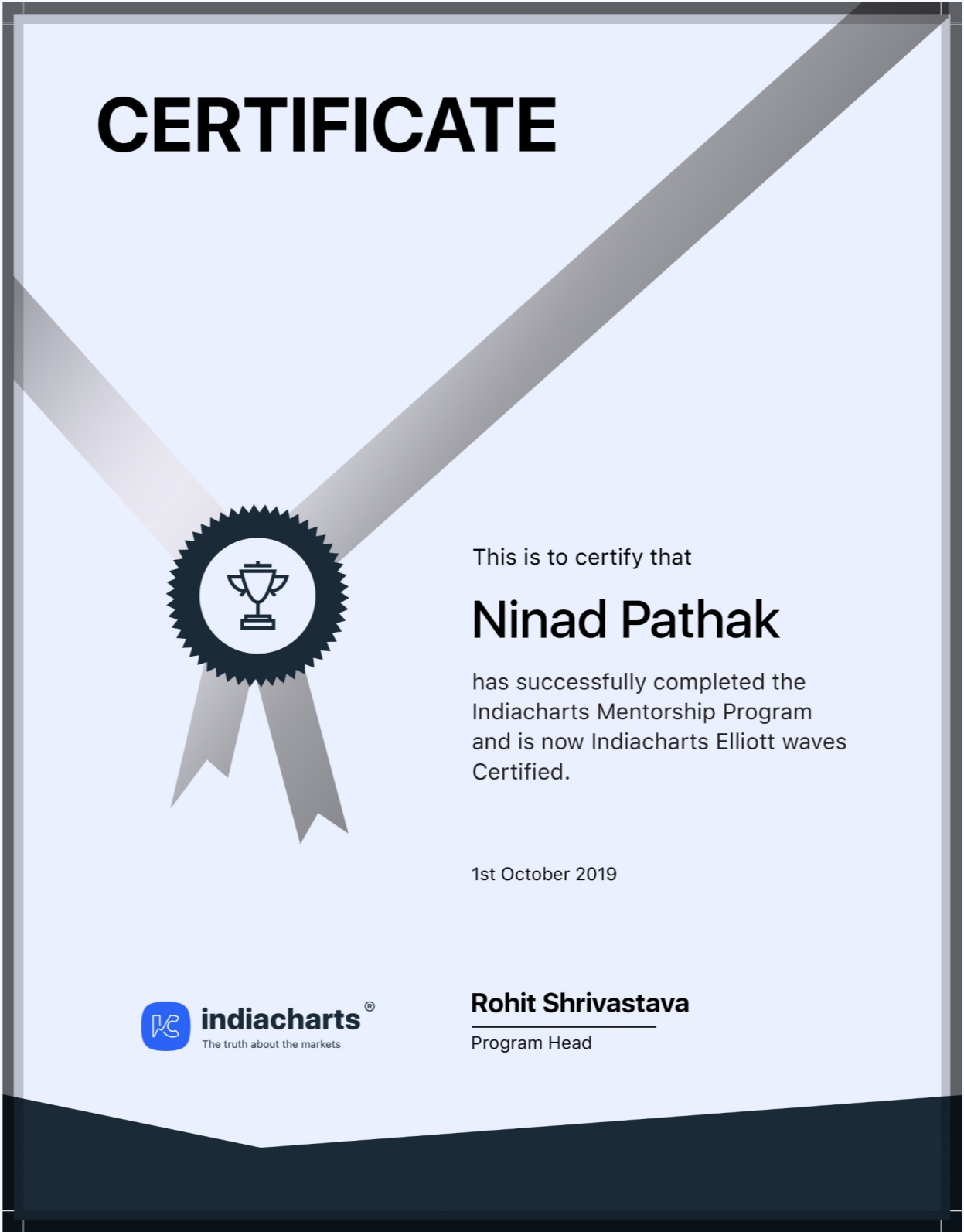
In addition to the course -



- 1 Each candidate will have **1-year access to all the pre-recorded videos and lifetime access to live classes** that will take place twice every month.
- 2 These online classes will include **Market Discussions, Re-explanation of Concepts and Doubt clearing sessions.**
- 3 The candidates also get access to the **Discussion Forum** where they can discuss trending topics, trade set-ups with their peers, hold discussions etc

Indiacharts Certification Exam

After completion of all 4 levels of the Mentorship Program, the candidates would need to appear for the Indiacharts Certification exam. This exam consists of two levels, post successful completion of which the candidates will be awarded certificates.



Meet the Mentor

Rohit Srivastava

Founder and Market Strategist at [indiacharts](#)

With over 30 years in the market, Rohit Srivastava is one of the most reputed market researchers. His continued curiosity powered by strong fundamental understanding of the markets enable him to perform unparalleled technical analysis.

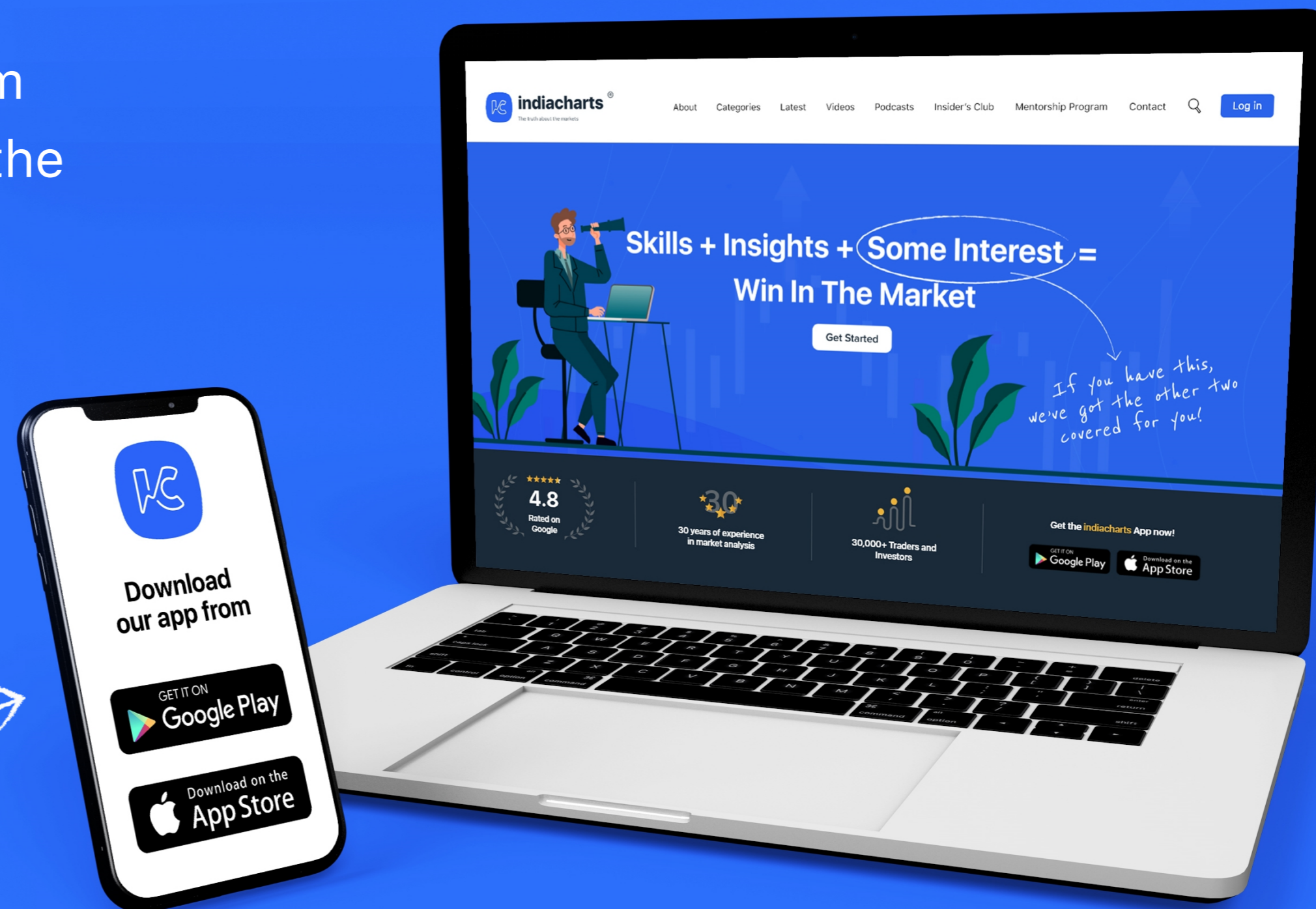
Regularly featured on



How to Sign-up for Mentorship Program?

One can sign up for the Mentorship Program from the website or they can sign-up from the Indiacharts App

Sign-up from our website or App



Join our community of 30,000+ traders and investors!

Program Benefits

Apart from the course being a self-paced course there are certain additional benefits that are complementary to it, they are -

- ✓ Learn the secret, myths and trivia on stock markets
- ✓ Learn position sizing
- ✓ Learn about significant historical events of stock markets
- ✓ Learn Elliott waves analysis and apply in real-time the easy way
- ✓ Learn the art of risk management
- ✓ Learn and trade in all asset classes (Index, Equity, Currency, Commodity)

Contact details

Chavan

 chavan@indiacharts.com

 www.indiacharts.com

 9739822266